



HOSHIZAKI

> **IM-130A**

daily ice production capacity of up to 126kg



Cube ice is perfectly symmetrical and leaves a good impression with its hard, crystal clear quality that melts very slowly; allowing customers to enjoy their favourite drink longer. The I-Fit series of cube ice maker produces standard size ice (28x28x32mm) that is applicable in many settings and designed for uncomplicated usage from start to finish.



> **IM-130A**

CUBE ICE MAKER SERIES

I-FIT
SERIES

FEATURES

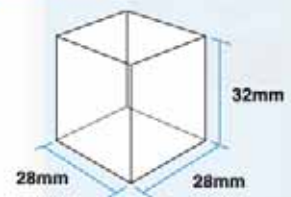
- > flush-back design for easy installation
- > round front door for quick access to ice
- > one-piece door design and pull-out air filter for simple cleaning
- > front water valve access for easy serviceability
- > sharp stainless steel exterior



UNIQUE ICE PRODUCTION SYSTEM

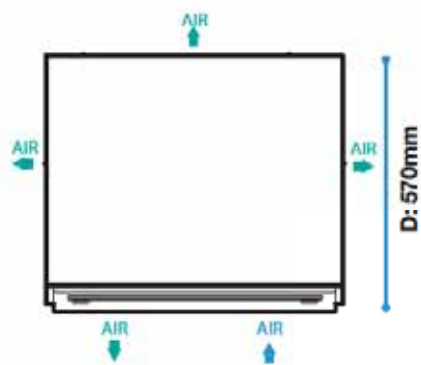


ICE SIZE

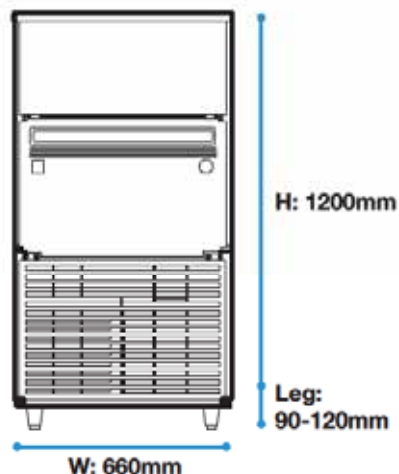


DIMENSIONS & SPECIFICATION

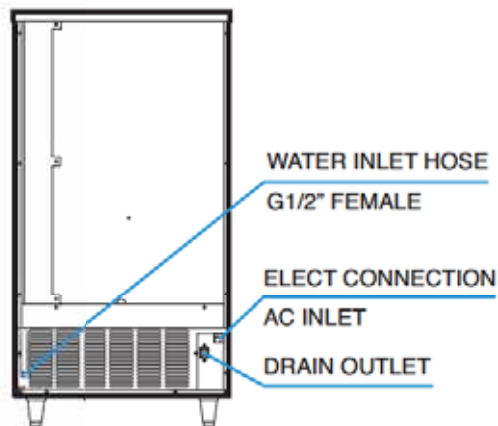
**CUBE ICE MAKER
AIR SYSTEM TOP VIEW**



FRONT VIEW



BACK VIEW



MODEL NAME		IM-130A
ICE DIMENSIONS (MM) (W x D x H)		28 x 28 x 32
DIMENSIONS (MM) (W x D x H)		Body : 660 x 570 x 1200 / Leg Height : 90-120 mm
PACKED DIMENSIONS (MM) (W x D x H)		760 x 680 x 1389
WEIGHT (NETT/GROSS)		79 KG / 98 KG
AMPERAGE / STARTING AMPERAGE		2.7A / 25A
ELECTRICAL CONSUMPTION		630 W
REFRIGERANT CHARGE		R404a
HEAT REJECTION (AT32°C/WT21°C)		1410 W (1213 kcal/h)
ICE PRODUCTION PER 24H (15MM)	(AT10°C/WT10°C)	126 KG
	(AT21°C/WT15°C)	125 KG
	(AT32°C/WT21°C)	100 KG
WATER CONSUMPTION PER 24H (AT21°C/WT15°C)		0.25 m ³ 2.0L / 1KG ICE
ICE PRODUCTION (AT21°C/WT15°C)	FREEZE CYCLE TIME	23 MIN
	PER CYCLE	1.8 KG / 80 PCS
STORAGE CAPACITY		52 KG

• WARRANTY:

Two years parts & labour for entire unit, 3rd year on compressor only. Excluding door & exterior damages

OPERATING CONDITIONS: • Voltage Range: ±6% • Ambient Temperature: 1°-40°C

• Water Supply: 5°-35°C / 0.07-0.8Mpa / 7.25-116 PSI • AC Supply Voltage: 1/220-240V / 50 Hz