



HOSHIZAKI

> **KM-650MAH-E**

daily ice production capacity of up to 296kg



Crescent-shaped ice moves around freely yet packs together tightly in its bin, maximising storage capacity. Individual crescents do not stick together as there are no air pockets so that each piece of ice comes across distinctive in a cup of drink. This unit meets the need for large amounts of ice daily and can be mounted with another unit for greater production capacity.



> **KM-650MAH-E**
(With Hoshizaki Storage Bin - B-300)

CRESCENT ICE MAKER SERIES

FEATURES

- > stainless steel exterior and evaporator
- > cyclesaver® design 
- > evercheck® alert 
- > removable and cleanable air filters
- >  hoshiguard antimicrobial agent

AVAILABLE MODELS



KM-650
+
B-301SA

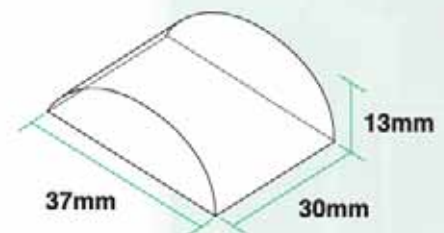


KM-650
+
B-501SA



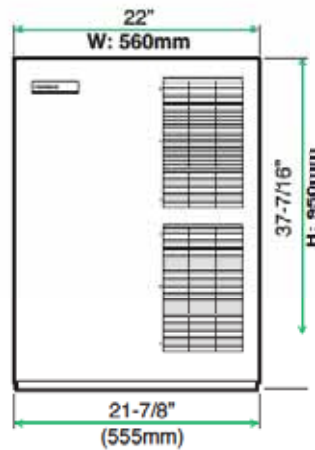
KM-650
+
B-801SA

ICE SIZE

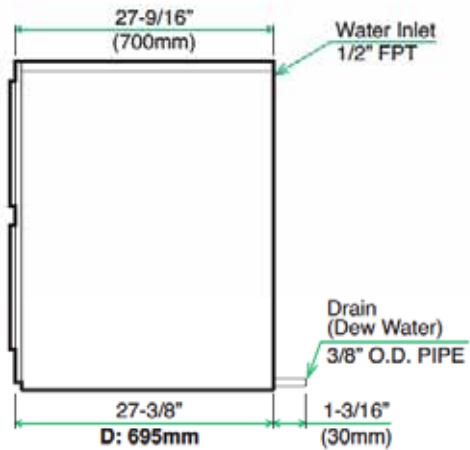


DIMENSIONS & SPECIFICATION

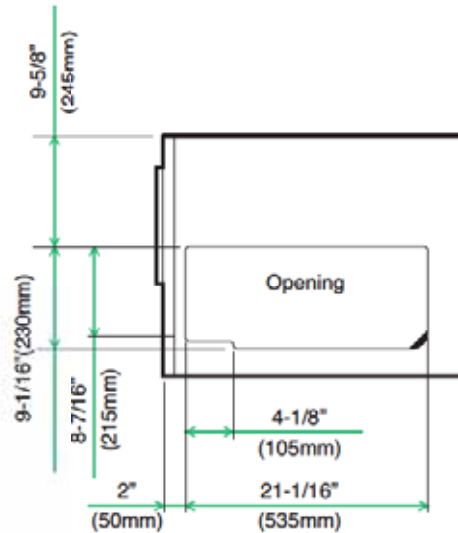
FRONT VIEW



SIDE VIEW



ICE DROP ZONE



MODEL NAME		KM-650MAH-E
ICE DIMENSIONS (MM) (W x D x H)		37 x 30 x 13
DIMENSIONS (MM) (W x D x H)		560 x 695 x 950
WEIGHT IN KG		91
AMPERAGE		6.8A
ELECTRICAL CONSUMPTION (KWH PER 45 KG)		5.7
REFRIGERANT CHARGE		R404a
ICE PRODUCTION PER 24H	(AT10°C/WT10°C)	296 KG
	(AT27°C/WT21°C)	251 KG
	(AT32°C/WT21°C)	230 KG
WATER CONSUMPTION PER 24H (AT32°C/WT21°C)		0.36 m ³
		1.5L / 1KG ICE
ICE PRODUCTION (AT32°C/WT21°C)	FREEZE CYCLE TIME	41 MIN
	PER CYCLE	6.4 KG / 720 PCS

WARRANTY:
Two years parts & labour for entire unit, 3rd year on compressor only. Excluding door & exterior damages

OPERATING CONDITIONS: • Voltage Range: 198V-254V • Ambient Temperature: 7°-38°C
• Water Supply: 7°-32°C • Water Pressure: 0.7-8kg / cm² • AC Supply Voltage: 1/220-240V / 50 Hz