



**HOSHIZAKI**

- > **KM-30A**  
daily ice production capacity of up to 36kg
- > **KM-50A**  
daily ice production capacity of up to 52kg
- > **KM-75A**  
daily ice production capacity of up to 72kg



> KM-50A

Crescent-shaped ice moves around freely yet packs together tightly in its bin, maximising storage capacity. Individual crescents do not stick together as there are no air pockets so that each piece of ice comes across distinctive in a cup of drink. These self-contained units are excellent choices for small spaces and for establishments requiring less than 100kgs of ice daily.

CRESCENT ICE MAKER SERIES

### FEATURES

- > upward opening for easy access
- > slide-in air filter for easy cleaning
- > automatic self-flushing
- > easy to disassemble for portability
- > audible controller board
- > stainless steel evaporator
- > quiet 58db noise level

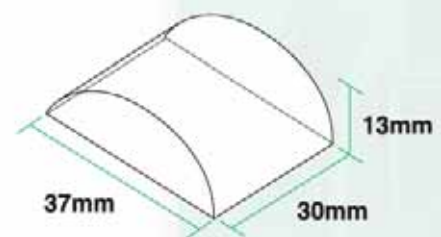


**Clear Individual Crescent Ice**

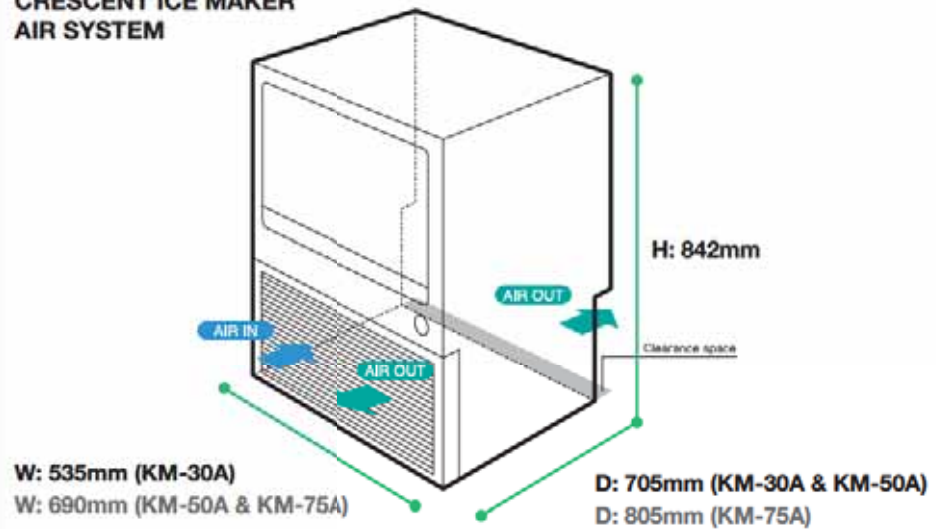


**Disassemble Construction**

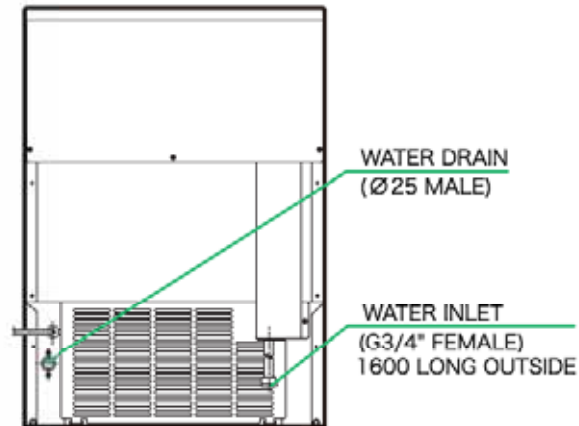
### ICE SIZE



## CRESCENT ICE MAKER AIR SYSTEM



## BACK VIEW



MODEL NAME		KM-30A	KM-50A	KM-75A
ICE DIMENSIONS (MM)		37 x 30 x 13		
DIMENSIONS (MM)		450 x 610 x 842	603 x 610 x 842	603 x 712 x 842
PACKED DIMENSIONS (MM)		535 x 705 x 955	690 x 705 x 955	690 x 805 x 955
WEIGHT (NETT/GROSS)		39 KG / 49 KG	46 KG / 58 KG	51 KG / 64 KG
AMPERAGE / STARTING AMPERAGE		1.5A / 10A	2.2A / 10.7A	3.0A / 13.3A
ELECTRICAL CONSUMPTION		195 W	303 W	412 W
REFRIGERANT CHARGE		R134a / 220g		
HEAT REJECTION		460 W (394 kcal/h)	920 W (788 kcal/h)	1050 W (904 kcal/h)
ICE PRODUCTION PER 24H (15MM)	(AT10°C/WT10°C)	36 KG	52 KG	72 KG
	(AT21°C/WT15°C)	32 KG	50 KG	70 KG
	(AT32°C/WT21°C)	25 KG	41 KG	55 KG
WATER CONSUMPTION PER 24H (AT21°C/WT15°C)		0.06 m <sup>3</sup>	0.148 m <sup>3</sup>	0.188 m <sup>3</sup>
		1.9L / 1KG ICE	3L / 1KG ICE	1.7L / 1KG ICE
ICE PRODUCTION (AT21°C/WT15°C)	FREEZE CYCLE TIME	30 MIN	25 MIN	24 MIN
	PER CYCLE	0.71 KG / 80 PCS	0.95 KG / 110 PCS	1.25 KG / 130 PCS
STORAGE CAPACITY		16 KG	23 KG	40 KG

**• WARRANTY:**

Two years parts & labour for entire unit, 3<sup>rd</sup> year on compressor only. Excluding door & exterior damages

**OPERATING CONDITIONS:**

• Voltage Range: 198V-254V • Ambient Temperature: 1°-40°C

• Water Supply: 5°-35°C / 0.07-0.8Mpa / 7.25-116 PSI • AC Supply Voltage: 1/220-240V / 50 Hz